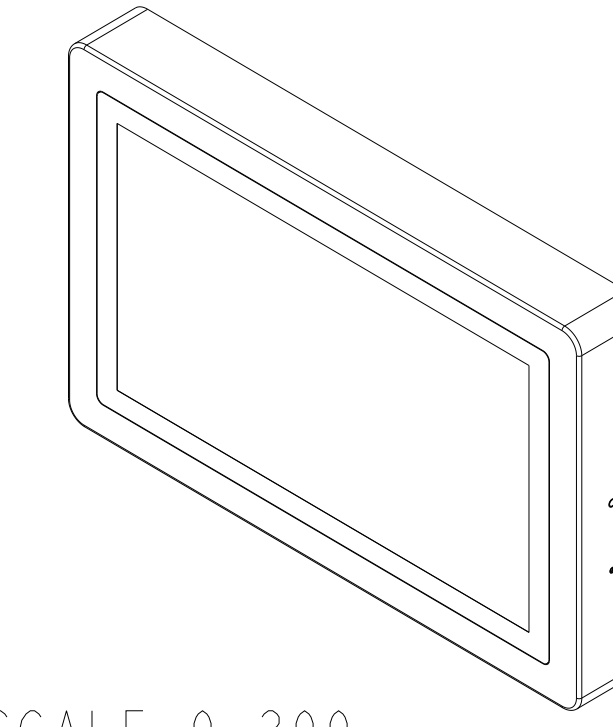

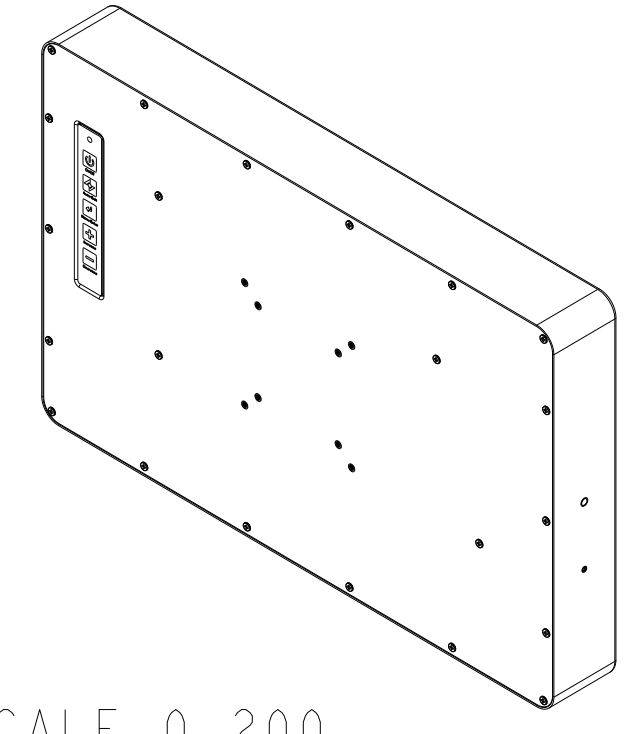


Note.  
 1.Remove all burrs and sharps edge.  
 2.Clean oil pollution.

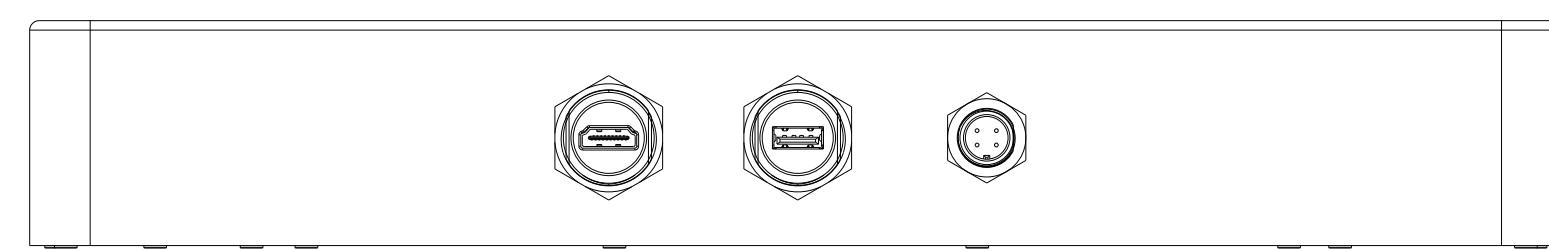
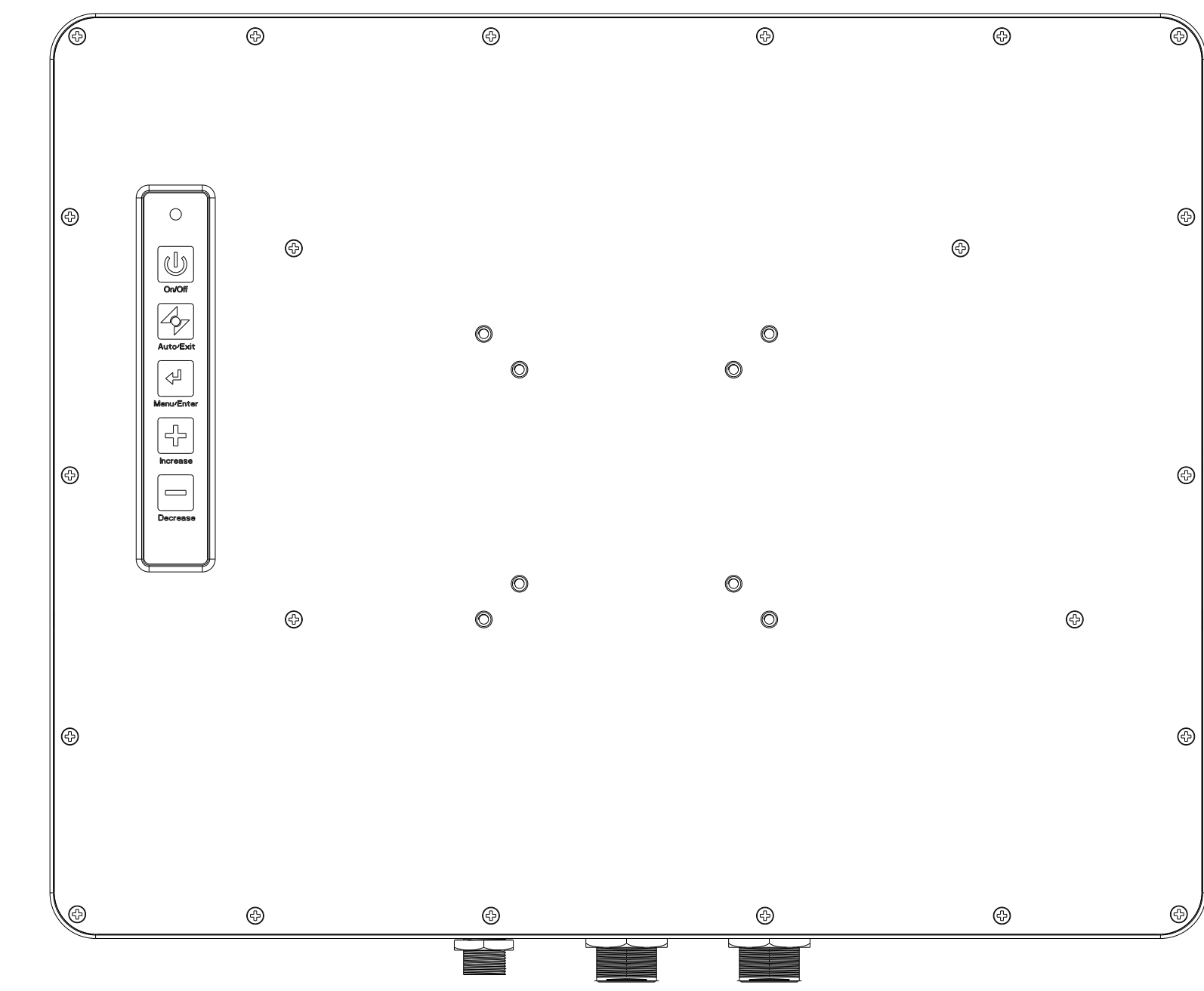
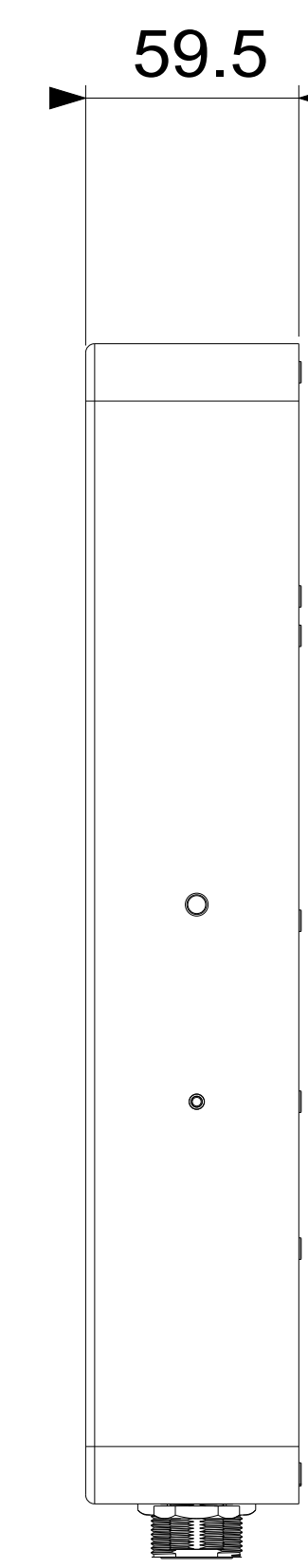
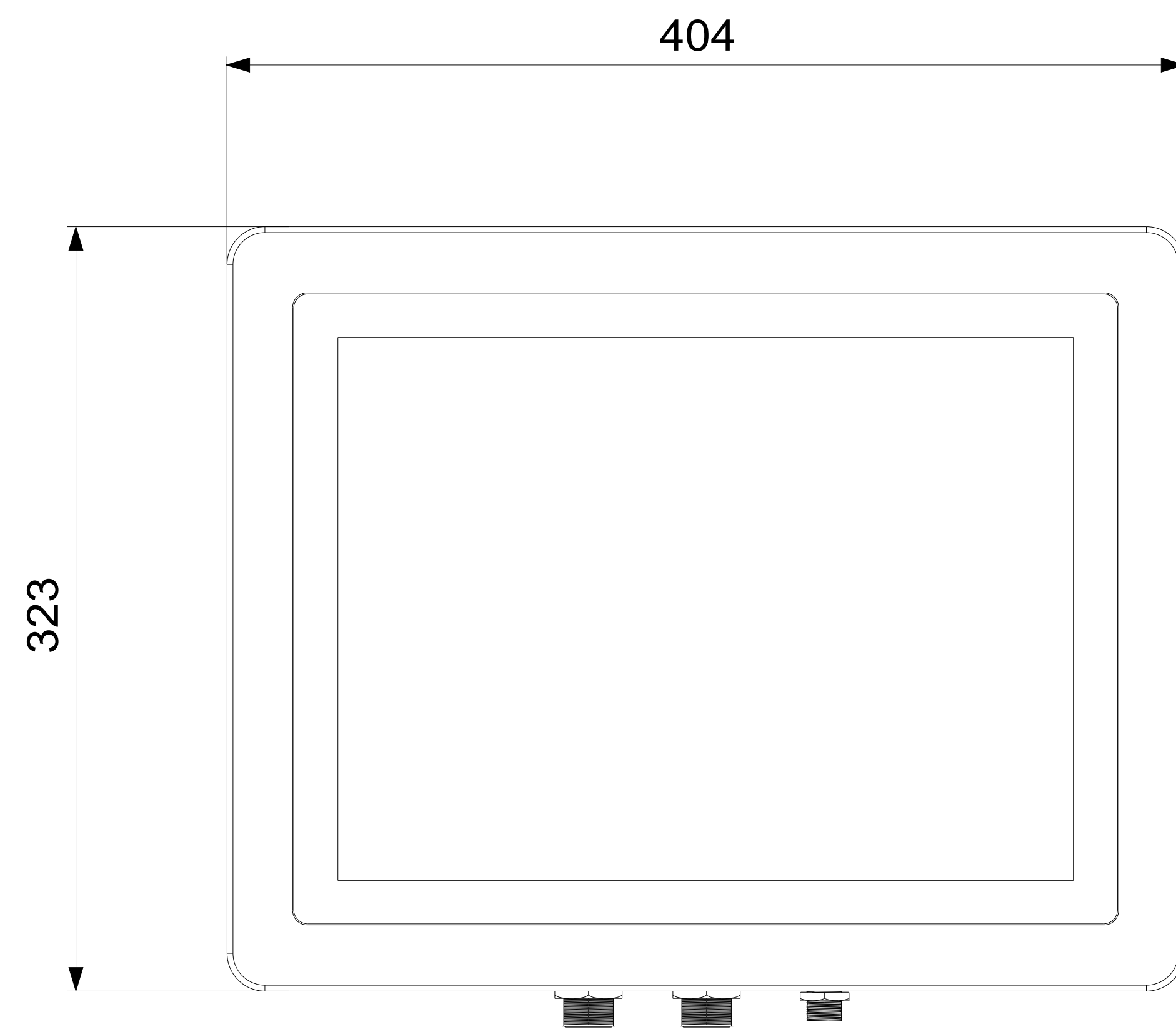
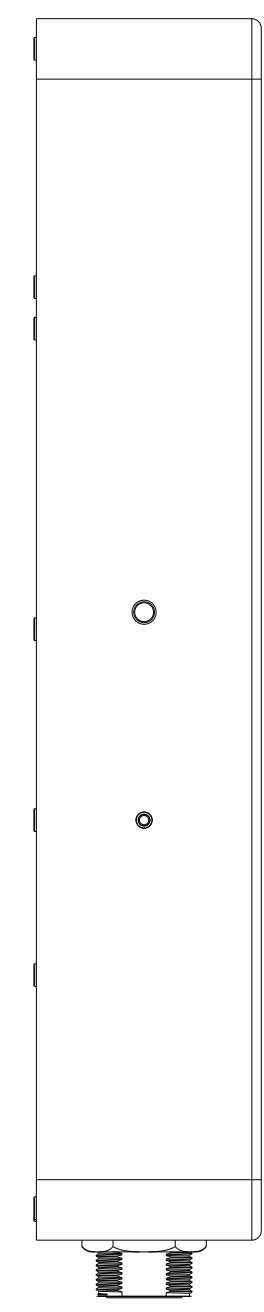
REVISIONS		SIGNATURE AND DATE	
REV	DESCRIPTION	CHK	ENGR



SCALE 0.200



SCALE 0.200



Item	Model name	Part NO.	Part Name	Material	Q'ty	Finish	Remark
8			MEMBRANE-BUTTON		1		
7	TDM-P173M-LPHD	04-000-BPF173-TD1A	LPC-215-Front Bezel	SUS304 1:1.2mm	1		Ø79.1x311.3x459.5mm
6	TDM-P173M-LPHD	03-000-LPF173-TD1A	LPC-215-PANEL-FRAME	SECC 1:1.2mm	1		452x264x40mm
5	TDM-P173M-LPHD/LPC-P173M-2WFS	03-000-LPB173-001A/03-000-LPBB173-001A	17.3 Panel Bracket	SECC 1:1.0	2		200x12.4x9mm
4	TDM-P173M-LPHD	03-000-BACR173-TD2A	LPC-215-Back cover	SUS304 1:1.6mm	1		416x308.8x45.6mm
3	TDM-P173M-LPHD	03-000-BACR173-TD1A	Yoke Mount Bracket	SUS304 1:1.3mm	1		Ø92.5x255x145mm
2			Screen Mount Head		22		
1					1		

LPC-R215W-LPWS		PART NO.		REMARK	
Range	Tolerance	SCALE	UNIT	SIGNATURE	NAME DATE
201 - Above	±0.30	0.500	mm	DRM BY.	David 2013
101 - 200	±0.25	TOL.	ANGLE	CHK BY.	
51 - 100	±0.20	MATERIAL:			
31 - 50	±0.15				
30mm Below	±0.10	FINISH:			
Angle	±0.5°				

**ELGENS**  
 PART NAME:  
 LPC-215-Main-Assy  
 DRAWING NO. REV VERSION  
 SHEET 1 OF 1